

How to Verify your Identity and Medical Credentials with ID.me

ID.me



A SIMPLE, ONLINE ENROLLMENT PROCESS FOR EPREScribing

Verify your identity and medical credentials **one time with ID.me**. Once verified, ePrescribe securely and, using your credentials, login anywhere ID.me is accepted.



Verify your identity & medical credentials **one time**

- ✓ Submit a government-issued photo ID (eg: passport or driver's license)
- OR
- ✓ Answer knowledge-based questions about your identity

AND

- ✓ Enter [Social Security number](#)
- ✓ Offer biometrics such as a selfie photo or live video call (as required)
- ✓ Submit your NPI or DEA number (as required)

Benefits



SECURELY EPREScribe

- ✓ Protect yourself from fraudulent activity
- ✓ Comply with state and federal law
- ✓ Receive [DEA-compliant](#) multi-factor authentication (MFA)*



NEVER RE-PROVE YOUR IDENTITY

- ✓ Go through identification process one time
- ✓ Receive a [NIST-certified](#) login credential
- ✓ Access ID.me partner EHRs, EMRs, and ePrescribing platforms



ACCESS OVER 500 BRANDS PARTNERED WITH ID.ME


- ✓ Login securely with your credentials
- ✓ Get exclusive provider discounts with major brands like Verizon, adidas, and Sonos
- ✓ Access federal and state government agencies like VA, IRS, and DMVs

*Multi-factor authentication is an extra layer of protection for your account that works by adding a second step to your login process.

GET STUCK ALONG THE WAY?

Talk to a real person! At ID.me we have a No Identity Left Behind mission. Just in case you get stuck along the way, we are here to help. Connect with an ID.me team member via video call and we will verify your identity in moments.

WHAT YOU'LL NEED



Smartphone or Tablet



Email Address



Photo ID: Driver's License, Passport, Passport Card, or State ID Card



Social Security Number

MEDICAL CREDENTIAL CHECK

(as required)



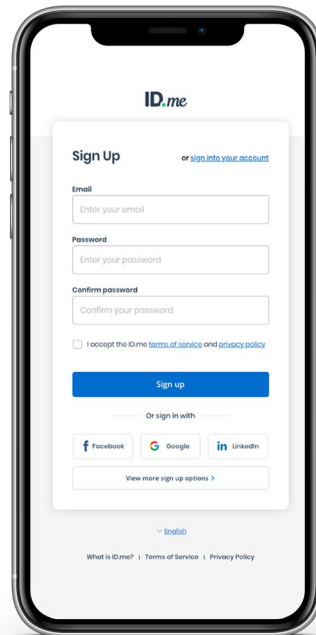
NPI Number



DEA Number & Schedule(s) of Drugs (i.e., I, II, III, IV, V)

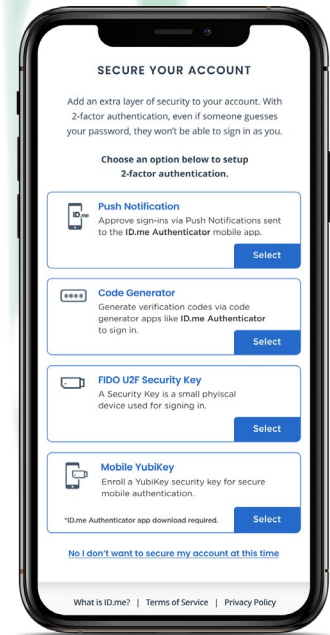
How It Works

1 Create Account



Create your account or, if you have an ID.me account, **simply sign in**

2 Secure Account



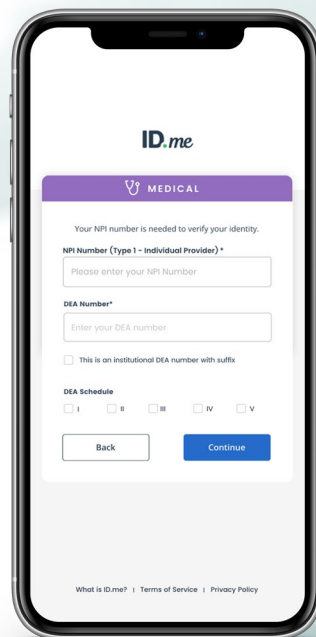
Protect your account via smartphone, tablet, or hardware token

3 Verify Identity



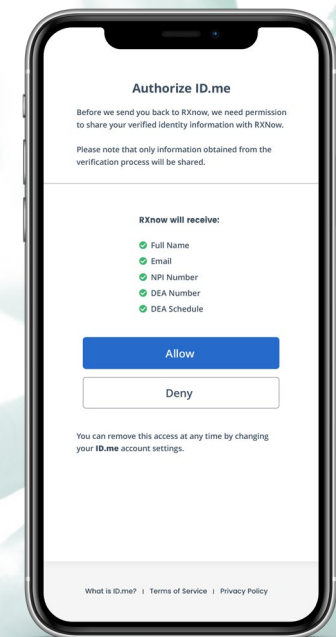
Upload a picture of your government ID or answer questions about your credit history

4 Medical Credential



If required, **verify your NPI and/or DEA number**

5 Complete Verification



Send required information to the Healthcare IT provider to **complete your verification process**